

Professional Pre Inked Stamp Making System !



www.prestostamps.com

PRESTO-SS Flash Stamp Machine

The Complete *P*rocess



Typeset the Stamp on a Computer using any DTP Software (Word, CorelDraw, etc.)



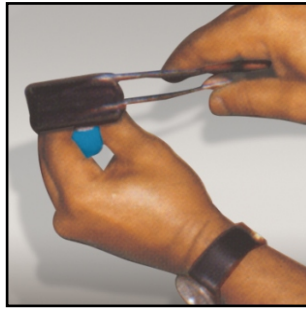
Take a normal Print on Tracing Paper from a Laser Printer (600 DPI or above)



Place the Printout, OHP film & Mount in the exposure area as shown and Flash the Stamp.



Dip the Flashed Stamp in Ink For 20 mins.



Paste the inked Die on the Holder




Paste sticker etc. and the Stamp is ready!



Presto Lite Product range is ready!

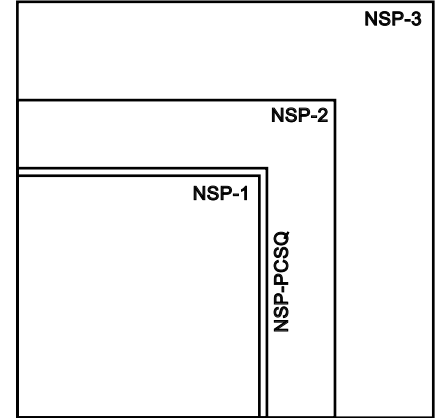
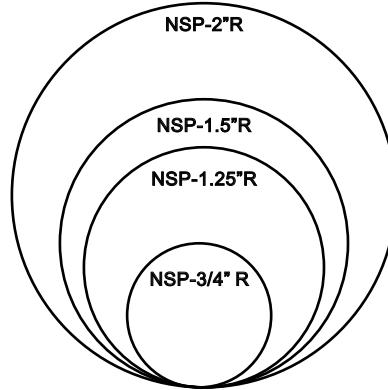
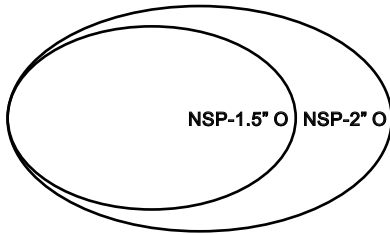
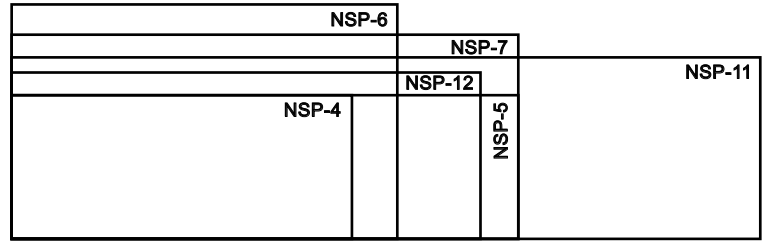
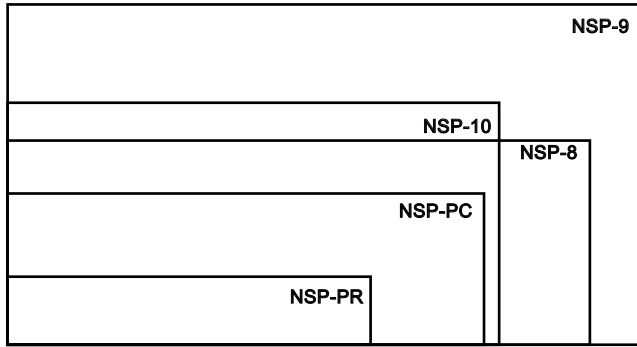
The *P*roduct



- # Thousands of razor sharp, print like impressions without a Stamp Pad.
- # Made-to-Order as per your tpestyle, logos, signatures and even photographs.
- # Stamps last for years and are reinkable numerous times.
- # Beautiful plastic holders to add to the aesthetics of the office in their own small way.
- # Ink regulator to adjust the resolution of the impressions.
- # Ink color options : Black, Red, Blue & Violet with Multicolour combinations.
- # Small and handy POCKET CASES for the people on the move.



The Sizes - 21 sizes



How do I Start?

You must be facing two issues : **Technical & Commercial.**

Technical : Full ex-works training will be provided by our experts. Additionally , **we also provide Training VCD** for future reference.

Commercial : Please refer the Price List or write to us for details.

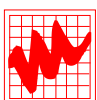


INSTRUCTIONAL VIDEO

FULL OPERATION & EVEN TROUBLE SHOOTING IS COVERED IN THIS FREE VIDEO



Contact Us



Mohan Impressions Pvt. Ltd.

Suraj Apartments, 1st Floor, Block B, Near HIDCO, Opp. IBM Building, New Town, Kolkata-700102, INDIA. Ph. : 2324-2303 / 04, Fax : 91-33-2229 8128, Cell : +91 98310 43294
Email : anurag@prestowonders.com Website : www.prestostamps.com